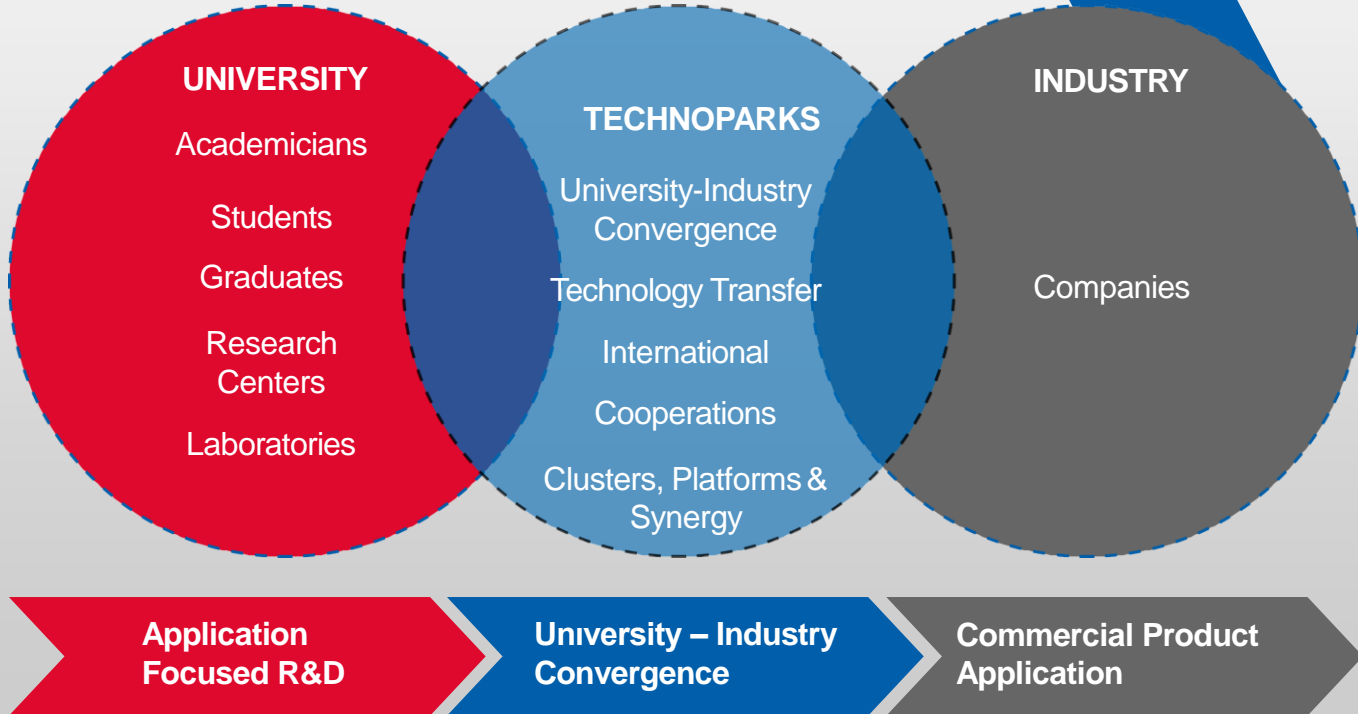


ODTÜ·TEKNOKENT

*“Value Creating
Innovation
Ecosystem”*



ODTÜ-TEKNOKENT



ODTÜ·TEKNOKENT



430+ Technology Companies

More than %70 are started up in ODTÜ
TEKNOKENT

FIRST TECHNOPARK

Technology
Development
Zones Performance
Index Study of
Ministry of Industry
and Technology
(2011-2019)



A total closed area of
170.000 m²
3 campuses



9.500+
Total Personnel



8.000+
R&D Personnel



~1200

Projects carried out:
(at a time)



1.4+ billionUS \$

Technology exports
(not including
manufacturing
numbers)



10+ billion USD

Technology sales
(domestic)

ODTÜ-TEKNOKENT

VALUE CREATING INNOVATION ECOSYSTEM



GROWTH CIRCUIT

What is?

Growth Circuit is ODTU TEKNOKENT's Investment & Accelerator Company.

Growth Circuit aims to develop technology exports throughout the country, create successful international companies & accelerate the investment & business development processes of these companies.

Since 2014, the company has supported more than **80** Start-Ups with San Francisco incubation services & it has successfully accelerated **186** Start-Ups in their San Francisco & Ankara Office.

About Growth Circuit Ventures

- **Growth Circuit Ventures** is ODTU TEKNOKENT's investment fund investing in early stage & seed technology startups.
- GC Ventures invests up to \$250K for a minority equity stake (typically ~10%) in startups that can grow globally and scale exponentially.
- Together with a cash investment, GC helps entrepreneurs with access to talent, customers, peers, and funding.
- The portfolio companies can acquire office space in Growth Circuit's San Francisco incubator at the Vault.

Statistics from Growth Circuit Ventures (since 2017) :

- Total investment amount: **990K \$**
- Total number of investments: **30**
- Total number of startups supported: **186**



GROWTH CIRCUIT SERVICES

What Growth Circuit Does;

Venture

Seed
Investment
Between
\$50K - \$250K

Silicon Valley

Physical Space
for
Entrepreneurs
in San Francisco

Accelerator

Entrepreneurs
who
have the Global
Mindset

Co-Working

“The Habitat of
Growth” for
Entrepreneurs



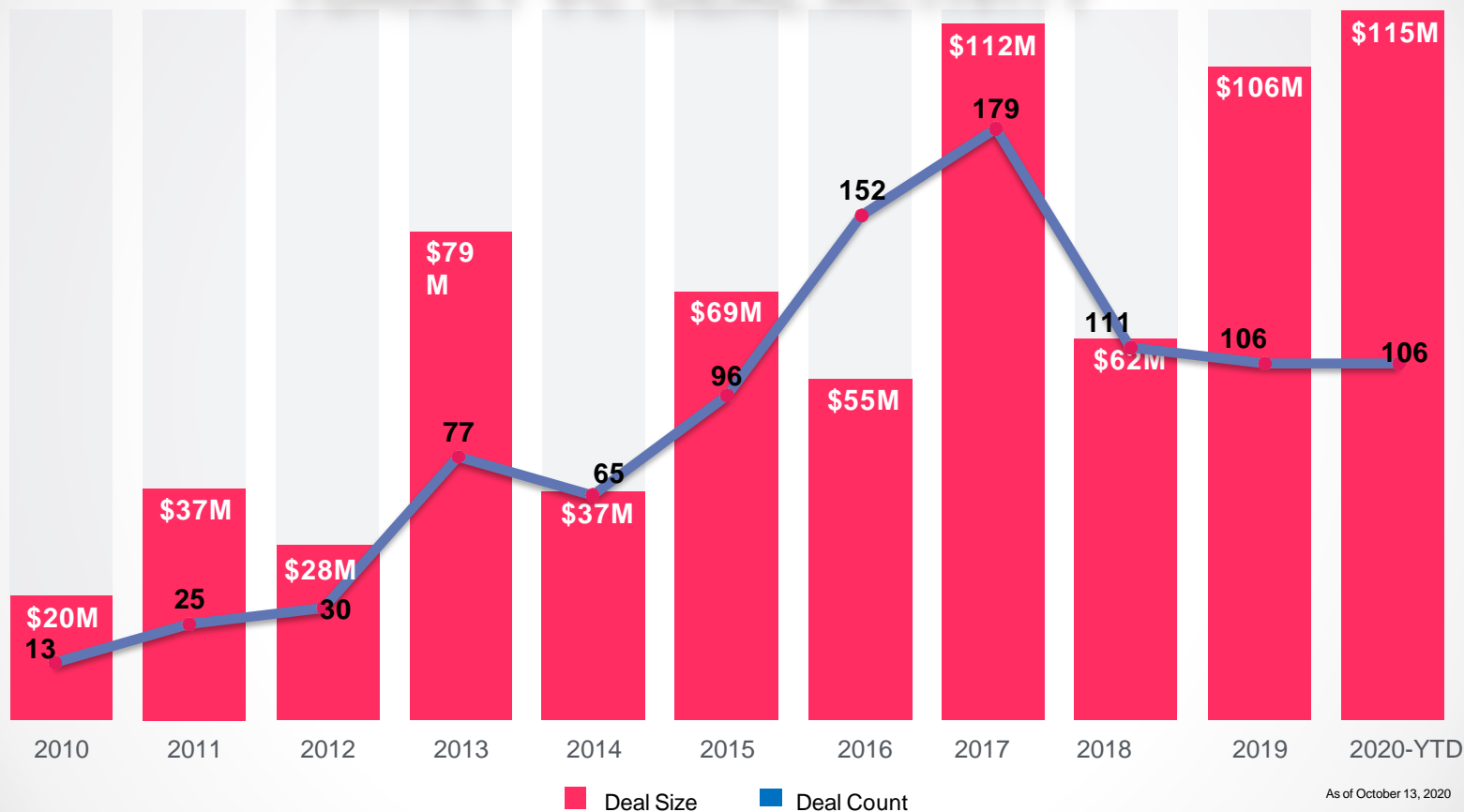
GROWTH CIRCUIT ACCELERATOR PORTFOLIO



30 Early Stage Investments






TURKEY VC DEAL ACTIVITY



Notes : Only disclosed equity fundings are counted. Non-equity, secondary and post-IPO transactions, grants and convertible debts are excluded. (Check startups.watch for updates)

EUROPEAN FUNDING LEAGUE IN Q3 2020










Super League

	United Kingdom	\$2.6B	(369)
	Germany	\$1.6B	(79)
	France	\$1.3B	(115)

1. League

	The Netherlands	\$663M	(53)
	Finland	\$540M	(25)
	Switzerland	\$376M	(60)
	Denmark	\$185M	(29)
	Belgium	\$179M	(18)
	Spain	\$152M	(51)
	Sweden	\$135M	(31)
	Italy	\$101M	(27)

2. League

	Austria	\$75M	(14)
	Turkey	\$60M	(46)
	Ireland	\$55M	(22)
	Norway	\$54M	(12)
	Iceland	\$40M	(6)
	Russian Fed.	\$32M	(16)
	Poland	\$25M	(12)
	Estonia	\$19M	(17)
	Greece	\$15M	(3)

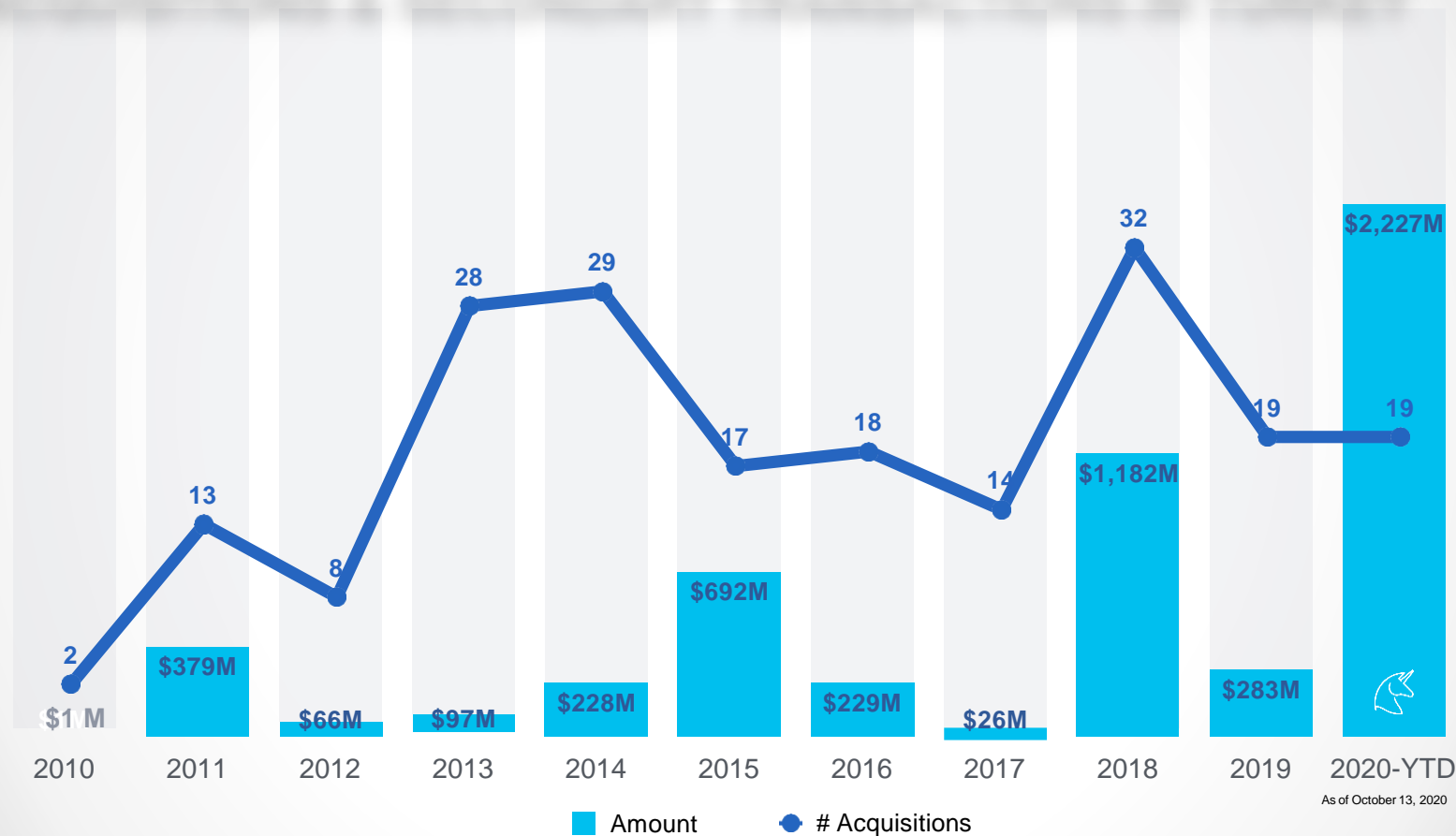
3. League

	Malta	\$6.3M	(2)
	Ukraine	\$6.3M	(3)
	Slovenia	\$5.9M	(2)
	Hungary	\$5.7M	(3)
	Portugal	\$4.9M	(3)
	Czechia	\$4.6M	(3)
	Bulgaria	\$4.5M	(1)
	Luxembourg	\$3.9M	(4)
	Lithuania	\$3.6M	(3)
	Romania	\$2.6M	(6)
	Slovakia	\$1.3M	(2)
	Croatia	\$0.4M	(1)
	Latvia	\$0.3M	(1)

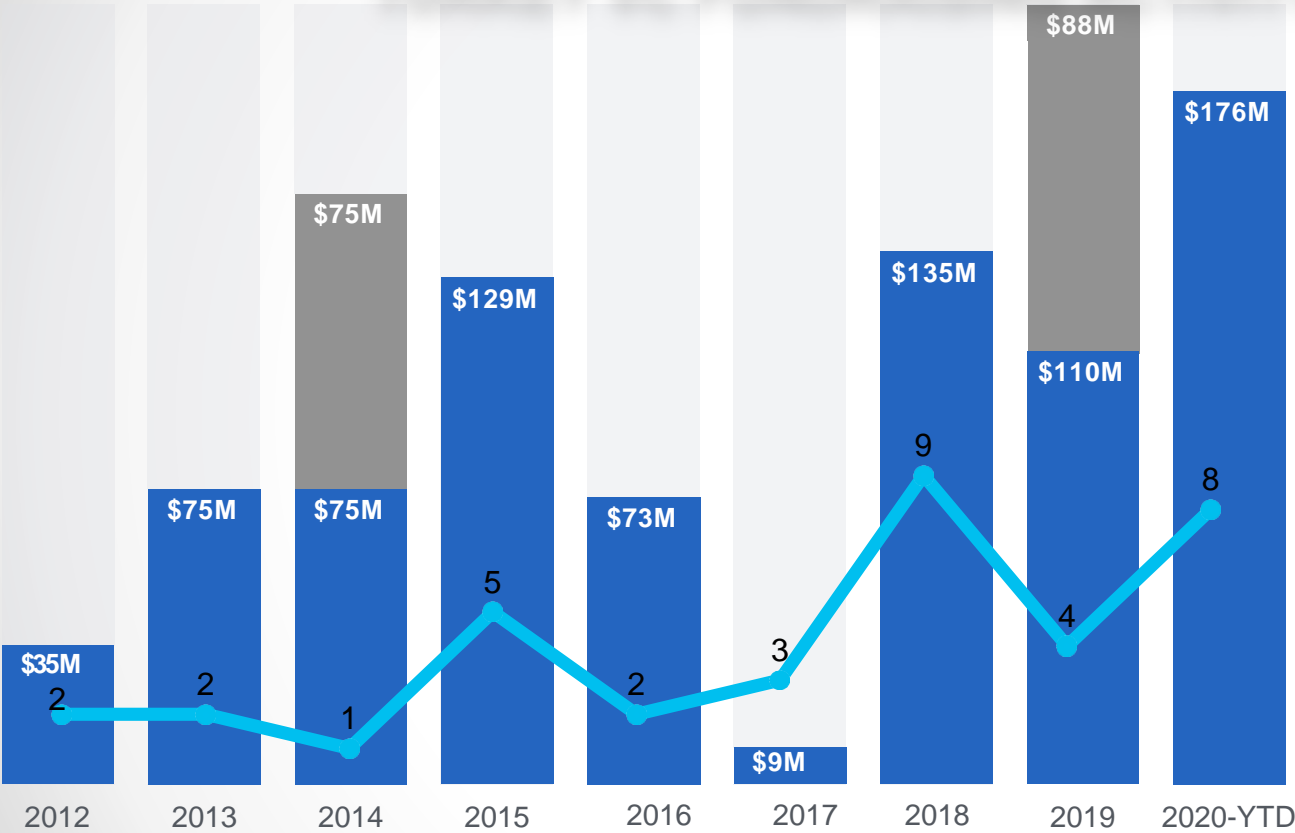
Notes : Green color indicates an increase compared to the previous quarter, red color indicates a decrease.

Source : Crunchbase, Dealroom, Startups.watch

ACQUISITIONS & SECONDARY TRANSACTIONS IN TURKEY



TURKEY VC FUNDRAISING ACTIVITY

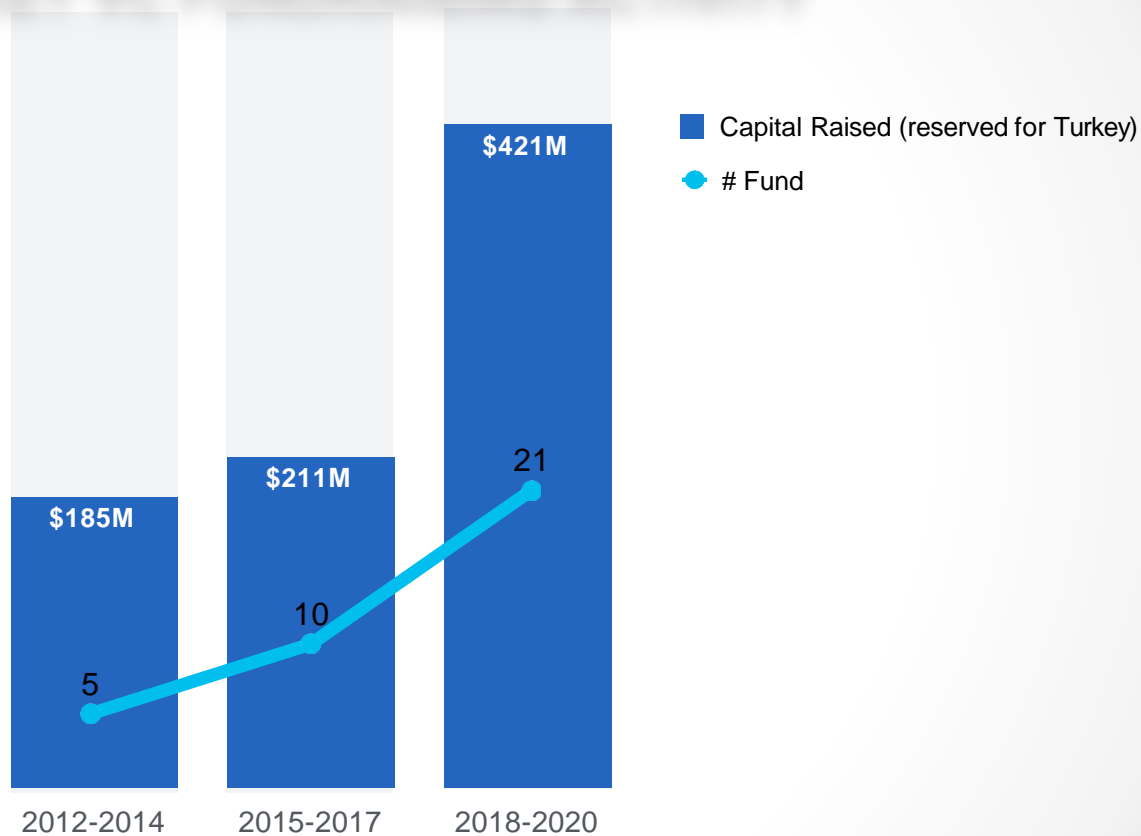


As of October 13, 2020

■ Capital Raised (reserved for Turkey) ■ Capital Raised (outside Turkey) ● Fund Count

NEW FUNDS IN 2020

TURKEY VC FUNDRAISING ACTIVITY



As of October 13, 2020

SUMMARY

- Vibrant & dynamic and high quality startup ecosystem.
- First unicorn exit (Peak Games 1.8b USD)
- Rollic set a record with exit in ~21 months
- Startups raised ~\$60.3M across 46 deals in third quarter in Turkey
- Year-to-date disclosed equity funding rounds reached to \$114.6M across 106 deals.
- Venture capital funds on track for record fundraising year (8 funds, \$176M) Year end estimation 13 funds \$380M)

Notes : Only disclosed equity fundings are counted. Non-equity, secondary and post-IPO transactions, grants and convertible debts are excluded.
(Check startups.watch for updates)